

As a matter of proper business decorum, the Board of Commissioners respectfully request that all cell phones be turned off or placed on vibrate. To prevent any potential distraction of the proceeding, we request that side conversations be taken outside the meeting room.

REGULAR BOARD MEETING
VICTOR VALLEY WASTEWATER RECLAMATION AUTHORITY
VICTORVILLE CITY HALL, CONFERENCE ROOM D
14343 CIVIC DRIVE, VICTORVILLE CA 92392
Thursday, May 15, 2025
Closed Session 8:00 a.m. Open Session 8:30 a.m.

VVWRA is committed to protecting public health and the environment in the Victor Valley by providing effective and fiscally responsible wastewater collection, treatment, and recycling.

- Call to Order** **Jones**
- Roll Call** **Casteel**
- Public Comments- Closed Session Agenda Items** **Jones**

CLOSED SESSION: During the course of conducting the business set forth on this agenda as a regular meeting of the Board, the Chair may convene the Board in closed session to consider matters of pending real estate negotiations, pending or potential litigation, or personnel matters, pursuant to Government Code Sections 54956.8, 54956.9, 54957 or 54957.6, as noted. Reports relating to (a) purchase and sale of real property; (b) matters of pending or potential litigation; or (c) employment actions, or which are exempt from public disclosure under the California Public Records Act, may be reviewed by the Board during a permitted closed session and are not available for public inspection. At such time the Board takes final action on any of these subjects, the minutes will reflect all required disclosures of information. Closed Session is scheduled to commence at 7:30 a.m.. If the matters discussed in closed session require additional time beyond 8:00 a.m., in deference to the public, the Board may continue the Closed Session discussion after Open Session is concluded. In that case, Closed Session will resume after the Commissioners Comments section and any reportable action will be reported after the continued Closed Session has concluded and before adjournment.

Closed Session

Item 1. (Gov. Code Sec. 54957.6/ 54954.5 (f)) Conference with Legal Counsel-Labor Negotiation

- **The City Employees Association**

Call to Order & Pledge of Allegiance **Jones**

Report from Closed Session **Legal**

Public Comment (Government Code Section 54954.3) **Jones**

Opportunity for members of the public to directly address the Board on items of public interest within its jurisdiction. The public may also address the Board on items being considered on this agenda. VVWRA requests that all public speakers complete a speaker's card and provide it to the Secretary. Persons desiring to submit paperwork to the Board of Commissioners shall provide a copy of any paperwork to the Board Secretary for the official record. We request that remarks be limited to five minutes or less. Pursuant to Government Code Section 54954.3, if speaker is utilizing a translator, the total allotted time will be doubled.

Possible Conflicts of Interest

Jones

Consent Calendar

Jones

All matters placed on the Consent Calendar are considered as not requiring discussion or further explanation and unless any particular item is requested to be removed from the Consent Calendar by a Commissioner, staff member or member of the public in attendance, there will be no separate discussion of these items. All items on the Consent Calendar will be enacted by one action approving all motions and casting a unanimous ballot for resolutions included on the consent calendar. All items removed from the Consent Calendar shall be considered in the regular order of business.

Item 2. Receive, Approve and File Minutes

Poulsen

- Regular Board Meeting 4/18/2025

Item 3. Receive, Approve and File April 2025 Disbursement

- Warrant Summary Disbursements

Board Action Required

Staff Recommendation: Approve as presented

Presentation

Item 4. FY 2025-2026 Budget Presentation

Wang

Board Action Required

None

Action Items

Item 5. General Managers Report

Poulsen

- CWEA Awards
- Pathfinders Day

<u>Item 6.</u> Financial and Investment Report Report– 1st Quarter 2025		Wang
<u>Item 7.</u> Operations and Maintenance Report – 1st Quarter 2025		Tompkins
<u>Item 8.</u> Environmental Compliance Report – 1st Quarter 2025		Laari
<u>Item 9.</u> Septage Receiving Facility Report – 1st Quarter 2025		Laari
<u>Item 10.</u> Safety and Communication Report – 1st Quarter 2025		Wylie

American Disabilities Act Compliance Statement

Government Code Section 54954.2(a)



Any request for disability-related modifications or accommodations (including auxiliary aids or services) sought to participate in the above public meeting should be directed to the VVWRA's Secretary at (760) 246-8638 at least 72 hours prior to the scheduled meeting. Requests must specify the nature of the disability and the type of accommodation requested.

Agenda posting

Government Code Section 54954.2

This agenda has been posted in the main lobby of the Authority's Administrative offices not less than 72 hours prior to the meeting date and time above. All written materials relating to each agenda item are available for public inspection in the office of the Board Secretary.

Agenda items received after posting

Government Code Section 54957.5

Materials related to an item on this agenda submitted after distribution of the agenda packet are available for public review at the VVWRA office located at, 20111 Shay Road, Victorville CA 92394. The materials will also be posted on the VVWRA website at www.vvwra.com.

Items Not Posted

Government Code Section 54954.2(b)

In the event any matter not listed on this agenda is proposed to be submitted to the Board for discussion and/or action, it will be done as an emergency item or because there is a need to take immediate action, which came to the attention of the Board subsequent to the posting of the agenda, or as set forth on a supplemental agenda posted in the manner as above, not less than 72 hours prior to the meeting date.

Items Continued

Government Section 54954.2(b)(3)

Items may be continued from this meeting without further notice to a Committee or Board meeting held within five (5) days of this meeting

Meeting Adjournment

This meeting may be adjourned to a later time and items of business from this agenda may be considered at the later meeting by Order of Adjournment and Notice

VVWRA's Board Meeting packets and agendas are available for review on its website at www.vvwra.com. The website is updated on Friday preceding any regularly scheduled board meeting.

**MINUTES OF MEETING
MEETING OF THE BOARD OF COMMISSIONERS
VICTOR VALLEY WASTEWATER RECLAMATION AUTHORITY (VWVRA)
April 18, 2025**

CALL TO ORDER: Chair Debra Jones called the meeting to order at 1:36 PM; in Conference Room D at Victorville City Hall, located at 14343 Civic Drive, Victorville California, with the following members present:

CITY OF VICTORVILLE	Debra Jones, Chair
CITY OF HESPERIA	Cameron Gregg, Vice-Chair
ORO GRANDE (CSA 42) AND SPRING VALLEY LAKE (CSA 64)	Dakota Higgins, Secretary
TOWN OF APPLE VALLEY	Scott Nassif, Treasurer

VWVRA Staff and Legal Counsel:

**Darron Poulsen, General Manager
Kristi Casteel, Executive Assistant
Piero Dallarda, Legal Counsel (BB&K)
Kody Tompkins, Director of O&M
Robert Coromina, Director of Administration
David Wylie, Safety & Communications Officer
Latif Laari, Environmental Compliance Manager**

Guests

**Jenele Davidson, City of Victorville
Doug Matthews, City of Victorville
Fredy Bonilla, City of Victorville
Casey Brooksher, City of Hesperia
Tiffany Gaudin, City of Victorville
Guy Eisenbrey, Town of Apple Valley**

REGULAR SESSION

CALL TO ORDER & PLEDGE OF ALLEGIANCE

Chair Jones called the meeting to order at 2:00 PM.

PUBLIC COMMENTS- REGULAR SESSION AGENDA

NONE

POSSIBLE CONFLICT OF INTEREST

NONE



Victor Valley Wastewater Reclamation Authority

A Joint Powers Authority and Public Agency of the State of California

Administrative Offices

20111 Shay Road, Victorville, CA 92394

Telephone: (760) 246-8638

Fax: (760) 948-9897

e-mail: mail@vwwra.com

DATE: May 15, 2025

TO: Darron Poulsen
General Manager

FROM: Xiwei Wang
Accounting Supervisor

SUBJECT: Cash Disbursements Register

RECOMMENDED ACTION

It is recommended that the Board of Commissioners approve the cash disbursements and payroll register for the Victor Valley Wastewater Reclamation Authority.

BACKGROUND

The Cash Disbursements Register totals represented below are for the month of APRIL 2025, check numbers 126074-126130 and ACH's.

<i>Accounts Payable</i>			
<i>Checks</i>	<i>ACH's and EFT's</i>	<i>Payroll</i>	<i>Total</i>
<i>\$165,556.10</i>	<i>\$1,374,840.28</i>	<i>\$558,655.50</i>	<i>\$2,099,051.88</i>

Victor Valley Wastewater Reclamation Authority
Cash Disbursement Register
From 04/01/2025 through 04/30/2025

Vendor Name	Payment #	Date	Total
Dmv	126074	04/03/2025	\$ 27.00
Dmv	126075	04/03/2025	\$ 31,169.00
Adscot Pest Control, Inc.	126076	04/07/2025	\$ 1,530.00
Dell Inc.	126077	04/07/2025	\$ 13,567.08
Gannett California Localiq	126078	04/07/2025	\$ 200.56
Guardian	126079	04/07/2025	\$ 670.08
Industrial Rubber & Supply, Llc	126080	04/07/2025	\$ 1,362.09
Jones, Debra	126081	04/07/2025	\$ 100.00
Napa Victorville	126082	04/07/2025	\$ 53.27
Nassif, Scott	126083	04/07/2025	\$ 100.00
The Woodall Group Inc.	126084	04/07/2025	\$ 72.00
United Rentals Northwest, Inc	126085	04/07/2025	\$ 1,075.50
Answering 365	126086	04/09/2025	\$ 161.65
High Desert Lock & Safe	126087	04/09/2025	\$ 4,443.18
Mojave Desert A.Q.M.D.	126088	04/09/2025	\$ 1,474.28
Nobel Systems Inc.	126089	04/09/2025	\$ 4,750.00
Quill Corporation	126090	04/09/2025	\$ 233.76
Rain For Rent	126091	04/09/2025	\$ 2,716.40
Snap On Industrial	126092	04/09/2025	\$ 1,293.16
State Water Resources Control Board	126093	04/09/2025	\$ 60.00
Verizon Wireless	126094	04/09/2025	\$ 3,512.28
Fisher Scientific	126095	04/17/2025	\$ 568.17
Flo-Systems, Inc.	126096	04/17/2025	\$ 19,521.83
Harrington Industrial Plastics	126097	04/17/2025	\$ 4,136.83
High Desert Lock & Safe	126098	04/17/2025	\$ 2,178.07
Napa Victorville	126099	04/17/2025	\$ 157.99
Ponton Industries, Inc.	126100	04/17/2025	\$ 4,725.19
San Bernardino County Fire Protection Dist	126101	04/17/2025	\$ 465.00
Snap On Industrial	126102	04/17/2025	\$ 478.61
Southern Counties Lubricants	126103	04/17/2025	\$ 6,328.07
Total Air Analysis, Inc.	126104	04/17/2025	\$ 11,450.00
World Oil Environmental Services	126105	04/17/2025	\$ 25.00
State Water Resource Control Board	126106	04/21/2025	\$ 169.00
State Water Resource Control Board	126106	04/21/2025	\$ (169.00)
Area Concrete Pumping	126119	04/24/2025	\$ 300.00
City Of Victorville / Utility Billing	126120	04/24/2025	\$ 6,968.18
Freeus Llc	126121	04/24/2025	\$ 704.53
Guardian	126122	04/24/2025	\$ 670.08
Hi-Desert Communications	126123	04/24/2025	\$ 150.00
Jones, Debra	126124	04/24/2025	\$ 100.00
Konica Minolta Business Solutions	126125	04/24/2025	\$ 252.64
Napa Victorville	126126	04/24/2025	\$ 127.17
Nassif, Scott	126127	04/24/2025	\$ 100.00
Ponton Industries, Inc.	126128	04/24/2025	\$ 34,941.38
Southern Counties Lubricants	126129	04/24/2025	\$ 2,465.32
Wageworks, Inc	126130	04/24/2025	\$ 170.75
			\$ 165,556.10
2G Energy Inc.	23220	04/08/2025	\$ 8,550.52
Alfa Laval Inc.	23221	04/08/2025	\$ 3,043.50
Beck Oil, Inc.	23222	04/08/2025	\$ 67.44
Biogas Power Systems- Mojave, Llc	23223	04/08/2025	\$ 64,119.27
Brightview Landscape Services Inc	23224	04/08/2025	\$ 11,166.66
California School Veba	23225	04/08/2025	\$ 606.62
Cameron Gregg	23226	04/08/2025	\$ 100.00

Victor Valley Wastewater Reclamation Authority
Cash Disbursement Register
From 04/01/2025 through 04/30/2025

Vendor Name	Payment #	Date	Total
D.K.F. Solutions Group, Llc	23227	04/08/2025	\$ 500.00
England Thims & Miller Inc.	23228	04/08/2025	\$ 3,163.75
Grainger	23229	04/08/2025	\$ 8,275.10
Graybar Electric Co., Inc.	23230	04/08/2025	\$ 1,504.47
Higgins, Dakota	23231	04/08/2025	\$ 100.00
John Robinson Consulting, Inc	23232	04/08/2025	\$ 7,260.00
Luhdorff And Scalmanini	23233	04/08/2025	\$ 1,168.75
Mcmaster-Carr Supply Co.	23234	04/08/2025	\$ 273.11
Ndk Chem, Inc.	23235	04/08/2025	\$ 15,906.53
Netgain Networks, Inc	23236	04/08/2025	\$ 2,100.00
Prudential Overall Supply	23237	04/08/2025	\$ 885.70
Rockwell Solutions	23238	04/08/2025	\$ 27,561.35
Trimax Systems, Llc	23239	04/08/2025	\$ 8,200.00
Underground Service Alert Of Southern California	23240	04/08/2025	\$ 74.75
Veteran Janitorial, Llc	23241	04/08/2025	\$ 3,730.00
Victor Valley Wastewater Employees Assoc	23242	04/08/2025	\$ 899.00
Water Resources Economics	23243	04/08/2025	\$ 1,002.50
Waxie Sanitary Supply	23244	04/08/2025	\$ 842.08
Xylem Water Solutions	23245	04/08/2025	\$ 39,996.00
American Express	23246	04/10/2025	\$ 29,449.91
Anaergia Technologies, Llc	23247	04/10/2025	\$ 108,563.04
Beck Oil, Inc.	23248	04/10/2025	\$ 2,805.27
Best, Best & Krieger, L.L.P.	23249	04/10/2025	\$ 67,491.75
Blue Siren, Inc.	23250	04/10/2025	\$ 3,797.00
Brenntag Pacific, Inc	23251	04/10/2025	\$ 2,320.07
Cintas Corporation	23252	04/10/2025	\$ 39.22
Collicutt Energy Services Inc	23253	04/10/2025	\$ 144.23
Fha Services, Inc.	23254	04/10/2025	\$ 9,218.50
Grainger	23255	04/10/2025	\$ 8,661.87
Larry Walker Associates	23256	04/10/2025	\$ 18,860.50
Mcmaster-Carr Supply Co.	23257	04/10/2025	\$ 2,000.29
Ndk Chem, Inc.	23258	04/10/2025	\$ 14,371.38
Poulsen, Darron	23259	04/10/2025	\$ 50.58
Pro Automation Co.	23260	04/10/2025	\$ 2,415.00
Prudential Overall Supply	23261	04/10/2025	\$ 894.06
Rockwell Engineering	23262	04/10/2025	\$ 424.00
T-Mobile	23263	04/10/2025	\$ 116.76
West Coast Safety Supply	23264	04/10/2025	\$ 627.25
Anthony, Donna	23265	04/18/2025	\$ 250.31
Applied Maintenance Supplies & Solution	23266	04/18/2025	\$ 448.31
Billings, Richard	23267	04/18/2025	\$ 413.00
Black & Veatch Corporation	23268	04/18/2025	\$ 36,009.28
Brenntag Pacific, Inc	23269	04/18/2025	\$ 8,956.46
Bsk Associates	23270	04/18/2025	\$ 1,701.50
Casteel, Kristi	23271	04/18/2025	\$ 32.57
Castro, Moises	23272	04/18/2025	\$ 149.00
Cintas Corporation	23273	04/18/2025	\$ 418.69
Correia, Linda	23274	04/18/2025	\$ 413.00
Culligan Water Conditioning	23275	04/18/2025	\$ 996.60
Dagnino, Roy	23276	04/18/2025	\$ 413.00
Daniels Affordable Landscaping, Inc.	23277	04/18/2025	\$ 4,095.00
Davis, Tim	23278	04/18/2025	\$ 413.00
Dudek	23279	04/18/2025	\$ 4,937.50
Flint, Terrie Gossard	23280	04/18/2025	\$ 413.00
Grainger	23281	04/18/2025	\$ 5,855.05

Victor Valley Wastewater Reclamation Authority
Cash Disbursement Register
From 04/01/2025 through 04/30/2025

Vendor Name	Payment #	Date	Total
Graybar Electric Co., Inc.	23282	04/18/2025	\$ 11,315.32
Gyurcsik, Darline	23283	04/18/2025	\$ 413.00
Hach Company	23284	04/18/2025	\$ 3,487.84
Hinojosa, Thomas	23285	04/18/2025	\$ 413.00
Howden Usa Company	23286	04/18/2025	\$ 25,958.45
Keniston, Olin	23287	04/18/2025	\$ 413.00
Main, Randy	23288	04/18/2025	\$ 413.00
Mcgee, Mark	23289	04/18/2025	\$ 413.00
Mcmaster-Carr Supply Co.	23290	04/18/2025	\$ 4,544.84
Misco - T.W. Associates	23291	04/18/2025	\$ 32,827.72
Montgomery, Lillie	23292	04/18/2025	\$ 284.25
Muniquip Llc	23293	04/18/2025	\$ 10,501.69
Nalian, L. Christina	23294	04/18/2025	\$ 284.25
Nave, Patrick	23295	04/18/2025	\$ 413.00
Ndk Chem, Inc.	23296	04/18/2025	\$ 6,466.33
Pro Automation Co.	23297	04/18/2025	\$ 18,513.30
Prudential Overall Supply	23298	04/18/2025	\$ 883.89
Quinn Company	23299	04/18/2025	\$ 342.65
Rockwell Engineering	23300	04/18/2025	\$ 15,120.38
U.S. Bank	23301	04/18/2025	\$ 15,725.22
West Coast Safety Supply	23302	04/18/2025	\$ 16,378.74
2G Energy Inc.	23303	04/25/2025	\$ 2,015.00
A.D.S. Corp.	23304	04/25/2025	\$ 10,780.00
Adt Commercial	23305	04/25/2025	\$ 562.51
Babcock Laboratories, Inc.	23306	04/25/2025	\$ 46,267.87
Bargain Byte	23307	04/25/2025	\$ 6,125.58
Beck Oil, Inc.	23308	04/25/2025	\$ 25.67
Brenntag Pacific, Inc	23309	04/25/2025	\$ 17,649.45
C.S. Amsco	23310	04/25/2025	\$ 8,086.18
Cameron Gregg	23311	04/25/2025	\$ 100.00
Cintas Corporation	23312	04/25/2025	\$ 166.06
Daniels Affordable Landscaping, Inc.	23313	04/25/2025	\$ 13,400.00
Enriquez, Daniel	23314	04/25/2025	\$ 224.00
Fha Services, Inc.	23315	04/25/2025	\$ 41,123.72
Ford Hall	23316	04/25/2025	\$ 74,980.00
Grainger	23317	04/25/2025	\$ 2,406.33
Graybar Electric Co., Inc.	23318	04/25/2025	\$ 137.01
Guadalupe Davalos	23319	04/25/2025	\$ 163.00
Haaker Equipment Company	23320	04/25/2025	\$ 28,745.02
Higgins, Dakota	23321	04/25/2025	\$ 100.00
Hose And Fitting Supply	23322	04/25/2025	\$ 132.34
Inductive Automation Llc	23323	04/25/2025	\$ 6,202.80
Mcgrath Rentcorp	23324	04/25/2025	\$ 7,599.19
Mcmaster-Carr Supply Co.	23325	04/25/2025	\$ 3,151.23
Michael'S Auto Detail	23326	04/25/2025	\$ 1,230.00
Ndk Chem, Inc.	23327	04/25/2025	\$ 17,328.30
Prudential Overall Supply	23328	04/25/2025	\$ 878.59
Sebastion Goforth	23329	04/25/2025	\$ 163.00
Titus Wastewater Solutions, Inc	23330	04/25/2025	\$ 283.09
Underground Service Alert Of Southern California	23331	04/25/2025	\$ 63.65
Veteran Janitorial, Llc	23332	04/25/2025	\$ 3,730.00
Victor Valley Wastewater Employees Assoc	23333	04/25/2025	\$ 928.00
Walters Wholesale Electric	23334	04/25/2025	\$ 259.76
Xylem Water Solutions	23335	04/25/2025	\$ 51,698.93
Flyers Energy, Llc	DFT04827	04/02/2025	\$ 1,551.79



**Victor Valley Wastewater Reclamation Authority
Cash Disbursement Register
From 04/01/2025 through 04/30/2025**

Vendor Name	Payment #	Date	Total
Hesperia Water District	DFT04828	04/02/2025	\$ 683.86
Konica Minolta Business Solutions	DFT04829	04/02/2025	\$ 391.50
Lincoln Financial Group	DFT04830	04/02/2025	\$ 6,999.73
Lincoln Financial Group	DFT04831	04/02/2025	\$ 87.01
Principal Life Ins. Co.	DFT04832	04/02/2025	\$ 3,462.34
Southwest Gas Company	DFT04833	04/02/2025	\$ 79,688.45
Southwest Gas Company	DFT04834	04/02/2025	\$ 33,421.64
Sparkletts Drinking Water	DFT04835	04/02/2025	\$ 1,257.71
Spectrum (Prev. Charter Communications)	DFT04836	04/02/2025	\$ 4,963.54
Ups	DFT04840	04/09/2025	\$ 17.44
Southern California Edison	DFT04841	04/09/2025	\$ 866.42
Town Of Apple Valley	DFT04842	04/09/2025	\$ 200.09
Flyers Energy, Llc	DFT04843	04/09/2025	\$ 2,684.83
Ca Dept. Of Tax And Fee Admin.	DFT04844	04/09/2025	\$ 34,748.00
Southern California Edison	DFT04845	04/16/2025	\$ 94,158.18
Southern California Edison	DFT04846	04/16/2025	\$ 22,847.90
Southern California Edison	DFT04847	04/16/2025	\$ 2,080.02
Southern California Edison	DFT04848	04/16/2025	\$ 17,551.75
Ups	DFT04849	04/16/2025	\$ 613.55
Southwest Gas Company	DFT04850	04/16/2025	\$ 89.16
Southwest Gas Company	DFT04851	04/16/2025	\$ 373.50
State Water Resource Control Board	DFT04852	04/16/2025	\$ 1,873.00
State Water Resource Control Board	DFT04853	04/16/2025	\$ 75.00
Southwest Gas Company	DFT04856	04/24/2025	\$ 387.05
Ups	DFT04857	04/24/2025	\$ 668.07
Flyers Energy, Llc	DFT04858	04/24/2025	\$ 1,886.83
At&T Mobility	DFT04859	04/24/2025	\$ 129.72
		Total EFT's and ACH	\$ 1,374,840.28





Approved



Total Checks	\$ 165,556.10
Total EFT's and ACH	\$ 1,374,840.28
Total Payroll - April 2025	\$ 558,655.50
Total	\$ 2,099,051.88

Collaboration – Dedication - Integrity

Victor Valley Wastewater Reclamation Authority

FY 2026 Proposed Budget

1

1




Agenda

- Comparative Fiscal Year Budget Analysis
- Debt Reserves and Coverage Ratios
- Budget Goals and Future Considerations

2

2



Operating Revenues and Expenses Budget Analysis of FY 2025 and FY 2026

User Charge Fund	FYE 06/30/25 Revised Budget	FYE 06/30/26 Proposed Budget	Variance
Reserve Beginning Balance	11,071,387	9,083,716	-18%
Total Revenues	28,342,166	34,571,237	22%
Total Fund Loan/Lease Payments	(2,879,600)	(2,879,598)	0%
Total Operating Expense	(25,462,456)	(27,431,057)	8%
Transfer from Unrestricted Reserve	-	-	0%
Current Year Budget Surplus	<u>110</u>	<u>4,260,582</u>	
Total Reserve	11,071,497	13,344,298	
Total Restricted Reserve	(5,973,929)	(6,295,982)	
Total Unrestricted Reserve	5,097,568	7,048,316	
Total Capital Projects (User Charges)	(1,640,000)	(4,850,000)	
Total Supplemental Capital Purchases	(850,000)	(1,900,500)	
Unused Capital Purchase	227,219	-	
Project Rollover Portion	275,000	-	
Operating Expense Rollover Portion	-	-	
Unspent Unrestricted Reserve	<u>3,109,787</u>	<u>297,816</u>	

3



Reasons for the Increase in Expenses

Account String	Description	Increase	Reason
01-02-xxx-5xxx-9999	Personnel	969,832.97	Increases to CPI, Health Insurance and Worker's Comp, and two additional positions
01-02-545-6165-9999	Maintenance Agreements	115,000.00	New GIS agreement for 1 year
01-02-545-8120-9999	MIS Consulting	56,277.00	One time Access Wifi Upgrade
01-02-515-8226-9999	Insurance & Bond	116,014.00	Insurance company said 15% increase
01-02-535-7085-9999	Electricity	100,000.00	Yearly increases
01-02-535-7090-9999	Natural Gas	100,000.00	Yearly increases
01-02-515-8130-9999	Professional Services	66,900.00	Larry Walker, Luhdorff, John Robinson, and Finance Consulting
01-02-535-7050-9999	Chemicals	40,000.00	Yearly increases
01-02-535-6010-9999	Process Equipment	56,247.00	Headworks and digestion pump parts, anoxic mixers, septage auger, backwash basin pump
01-02-545-6015-9999	Instrumentation & Plant San	40,984.00	Hach instrumentation and gas monitor parts
01-02-545-9010-9999	Contingency Fund (545)	144,200.00	Only small contingency in FY 2025 due to needing rate study
01-02-545-7130-9999	On-Call Contracts	112,203.00	Vertech, Davis Electric, and Trimax on-call contracts
		<u>1,917,658</u>	

4



Connection Fee (CF) Revenues and Expenses Budget Analysis FY 2025 and FY 2026

Connection Fee (CF) Fund	FYE 06/30/25	FYE 06/30/26	Variance
	Revised Budget	Proposed Budget	
Reserve Beginning Balance	4,796,374	3,365,399	-30%
Total Revenues	1,905,393	1,905,393	0%
Total Grants/Contributions	150,000	300,000	100%
Total Fund SRF Loan Payments	(1,295,051)	(1,295,053)	0%
Current Year Budget Surplus	760,342	910,340	20%
Total Reserve	5,556,716	4,275,739	
Total Restricted Reserve	(1,295,051)	(1,295,053)	
Total Unrestricted Reserve	4,261,665	2,980,686	
Total Capital Projects (Connection Fees)	(4,106,473)	(2,212,356)	
Unused Project Portion	1,915,156	-	
Unspent Unrestricted Reserve	2,070,348	768,330	

5

5



Debt Reserves & Coverage Ratios

Debt Coverage Ratios	FYE 06/30/25	FYE 06/30/26
	Revised Budget	Proposed Budget
Total Revenues	31,247,559	36,476,630
Total Operating Expenses	(25,462,456)	(27,431,057)
	5,785,103	9,045,573
Divided by Loan Reserve	(4,044,789)	(4,044,789)
	1.43	2.24

6

6



FY 2026 Available Funds for Supplemental Capital Purchase and Capital Projects

	FYE 06/30/26		
	Proposed Budget		
	User Charge	CF	Total
Total Reserve Beginning Balance	9,083,716	3,365,399	12,449,115
(Deficit) Surplus from FY 2026 Budget	4,260,582	910,340	5,170,922
Restricted Reserve	(6,295,982)	(1,295,053)	(7,591,035)
Total Available Fund for Supp. Cap Purchase and Capital Projects	7,048,316	2,980,686	10,029,002

Capital Funding Process:

- All available capital fund dollars are allocated to fully funded or partially funded projects at budget approval.
- All unused funds from completed fully funded projects are moved to other projects by Board approval.
- All capital fund borrowings from a preapproved funding source are done by Board approval.
- All funding shortcomings due to lower actual revenues will be corrected as part of the budget approval.

7




FY 2026 Supplemental Capital Purchases

Supplemental Capital Purchases	
Convert ICE Blower to Electric	300,000
New Aeration Electric Blower	500,000
New Brown Bear 400	800,000
Otoe Auger Rollover	110,000
Grit Classifiers Rollover	175,500
Caryall Cart for MIS (545)	15,000
	<u>1,900,500</u>

8

8




FY 2026 Capital Projects

FY 2026 Proposed Capital Project Budget	User Charge	Connection Fee	Total
Admin Building Design and Rehabilitation and New Lab Building	1,280,000	-	1,280,000
Ossum Wash	300,000	-	300,000
Regional Plant Headworks Repair	1,200,000	200,000	1,400,000
Regional Plant MCC Modernization	870,000	-	870,000
Rehabilitation of South Apple Valley Manholes HWY 18	500,000	-	500,000
Regional Plant Potable Connection to City of Victorville	400,000	-	400,000
Regional Plant Emergency Power	300,000	-	300,000
PLC Replacement Project	-	87,356	87,356
Strategic Vision Plan	-	300,000	300,000
Anammox Nitrogen Removal Project	-	345,000	345,000
Mojave Narrows Resource Recovery Facility - Feasibility Study	-	1,280,000	1,280,000
	4,850,000	2,212,356	7,062,356


9

9



Future Rate Projections (User Charge)

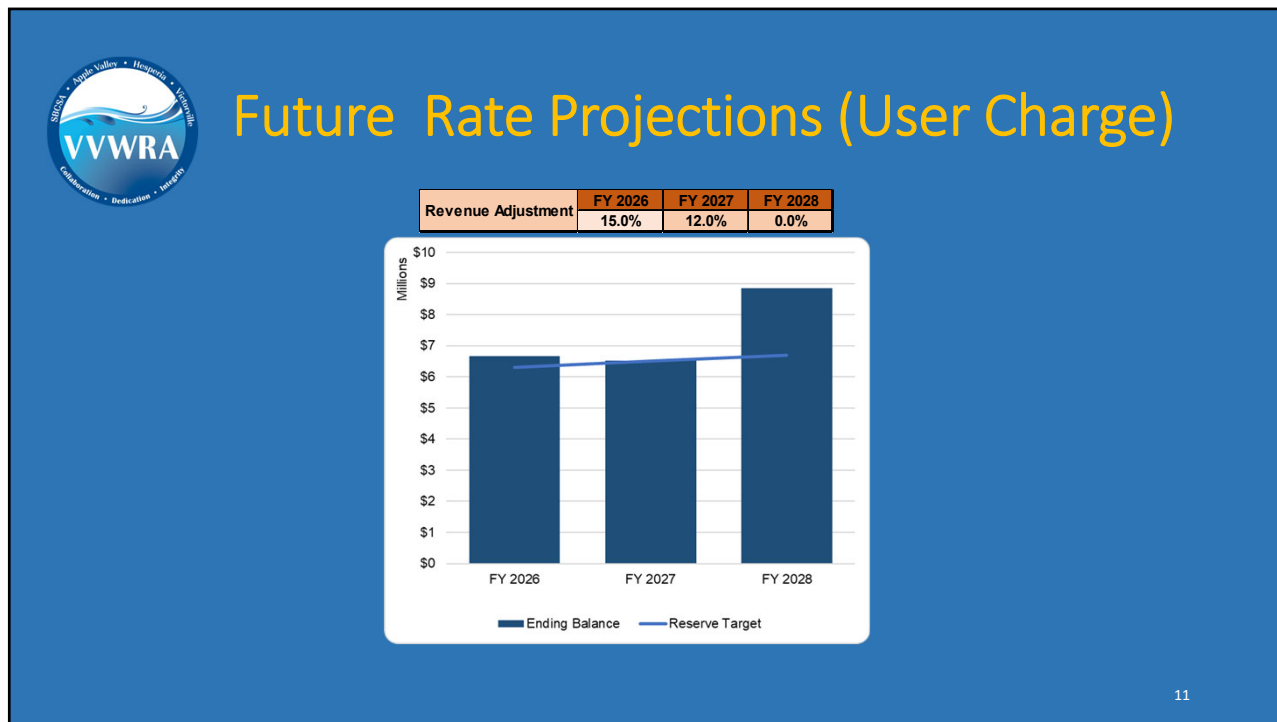
Revenue Adjustment	FY 2026	FY 2027	FY 2028
	15.0%	0.0%	0.0%



Fiscal Year	Reserve Target (Millions)
FY 2026	~\$6.5
FY 2027	~\$6.8
FY 2028	~\$7.1

10

10



11

11

Budget Goals and Future Considerations

Budget Goals Achieved:


- Achieved a balanced budget without the use of unrestricted reserves
- Projected operating revenues cover operating expenses and debt service
- Achieved required levels for reserves

Future Considerations:

- Potential impacts of tariffs on FY 2026's budget

12

12



Questions?

13

13

Victor Valley Wastewater Reclamation Authority



Financial and Cash Reports

For the Quarter Ended March 31, 2025

Executive Summary of Financial Statements

For the Quarter Ended March 31, 2025

1. Cash balance on March 31, 2025, is \$17,866,102 with reserves required for operations. The agreements with State Water Resources Control Board require we maintain the loan principal and interest payment amount for the following year.

G/L Account	Description	Balance	% of Total
1000	DCB Checking Account	\$ 1,103,669	6.18%
1030	DCB Sweep Account	2,771,799	15.51%
1070	LAIF	2,448,707	13.71%
1074/1075	Cal Trust	11,541,927	64.60%
	Total Cash	\$ 17,866,102	100.00%

2. The financial statements for the quarter ended March 31, 2025, show a deficit of \$(514,491) (a cumulative year-to-date loss of \$(4,984,278)) to reflect \$2,897,303 (a cumulative \$8,709,752) depreciation expense. The depreciation expense is a part of the financial statements but does not affect our cash flow.
3. The user fee revenue for the quarter is higher than a budgeted average quarterly amount by \$666,835. The connection fee revenue received during the quarter is lower than a budgeted average quarterly amount by \$239,465. The expenses are usually what the staff processed during the quarter that may not match corresponding revenues. The staff will record matching expenses at the year-end by accruing incurred costs.



Xiwei Wang, Accounting Supervisor

Victor Valley Wastewater Reclamation Authority
CASH AND RESERVE SUMMARY
 March 31, 2025

G/L Account	Description	Balance	% of Total
1000	DCB Checking Account	\$ 1,103,669	6.18%
1030	DCB Sweep Account	2,771,799	15.51%
1070	LAIF	2,448,707	13.71%
1074/1075	Cal Trust	11,541,927	64.60%
	Total Cash	\$ 17,866,102	100.00%

G/L Account	Description	Beginning Balance	Deposits or (Disbursement)	Ending Balance
1070	LAIF	2,430,028	18,679	2,448,707
	Quarterly Interest Earned			Quarterly Yield
		18,679		0.77%

G/L Account	Description	Beginning Balance	Deposits or (Market Fluctuations)	Ending Balance
1074/1075	Cal Trust	11,380,872	161,055	11,541,927
	Quarterly Interest Earned excluding Value Fluctuation			Quarterly Yield
		121,556		1.07%

	Current Balance	Restricted	Assigned
O&M Reserve: 10% of Prior Year Budgeted Operating Expenses	\$ 2,220,900	\$	\$ 2,220,900
R&R Reserve: 1% of Land Improvements/Plants/Interceptors PY CAFR	3,048,015		3,048,015
Reserve for SRF Payments (P&I) - Operating	2,749,738	2,749,738	
Reserve for SRF Payments (P&I) - Capital	1,295,052	1,295,052	
Cash Available for Operations and Capital	8,552,397	-	
Total Cash	\$ 17,866,102	\$ 4,044,790	\$ 5,268,915

SRF LOAN PAYMENTS:

	9.5 MGD, 11.0 MGD, NAVI, Phase III-A	Upper Narrows Replacement	Nanticoke Bypass	Sub-Regional Apple Valley	Sub-Regional Hesperia	Total
Reserve for SRF Payments (P&I) - Operating	\$ 770,708	257,745	203,725	625,220	892,340	\$ 2,749,738
Reserve for SRF Payments (P&I) - Capital	256,902	-	67,909	399,731	570,510	1,295,052
	\$ 1,027,610	257,745	271,634	1,024,951	1,462,850	\$ 4,044,790

Payment Schedule

Upper Narrows Replacement	December	257,745
Subregional - AV	February	1,024,951
Subregional - HES	February	1,462,850
Phase III-A	June	1,027,611
Nanticoke	June	271,633
		\$ 4,044,790

- Notes:
- The above investments are in compliance with the VVWRA investment policy.
 - The above investments are made based on the prediction that the Authority will meet its anticipated expenditure requirements for the next six months.

Victor Valley Wastewater Reclamation Authority
Statement of Net Position
March 31, 2025

<u>Assets and Deferred Outflows of Resources</u>	<u>2025</u>
Current assets:	
Cash and cash equivalents	\$ 17,866,102
Interest receivable	25,632
Accounts receivable	7,226,466
Accounts receivable - Lease	1,865,578
Accounts receivable - Other	26,962
Allowance for Doubtful Accounts	(122,840)
Materials and supplies inventory	21,861
Prepaid expenses and other deposits	<u>500,613</u>
Total current assets	<u>27,410,374</u>
Fixed assets:	
Capital assets not being depreciated	10,134,381
Capital assets being depreciated	<u>138,598,534</u>
Total capital assets	<u>148,732,915</u>
Total assets	<u>176,143,289</u>
Deferred outflows of resources	
Deferred outflows of resources - OPEB	437,167
Deferred outflows of resources - pension	<u>3,326,596</u>
	<u>3,763,763</u>
Total	\$ 179,907,052
 <u>Liabilities, Deferred Inflows of Resources, and Net Position</u>	
Current liabilities:	
Accounts payable and accrued expenses	\$ 1,339,385
Accrued interest on long-term debt	194,663
Long-term liabilities - due within one year:	-
Compensated absences	732,849
Lease payables	601,943
Loans payables	63,025,198
Other payables	<u>-</u>
Total current liabilities	<u>65,894,038</u>
Non-current liabilities:	
Long-term liabilities - due in more than one year:	-
Compensated absences	-
Other post employment benefits payable	3,077,684
Lease payables	-
Loans payable	-
Net pension liability	7,971,383
Other payables	<u>90,632</u>
Total non-current liabilities:	<u>11,139,699</u>
Total liabilities	<u>77,033,737</u>
Deferred inflows of resources	
Deferred inflows of resources - OPEB	900,250
Deferred inflows of resources - pension	479,436
Deferred inflows of resources - lease	<u>1,126,290</u>
	<u>2,505,976</u>
Net position:	
Net investment in capital assets	91,271,231
Restricted for capital projects	-
Restricted for SRF loan covenant	4,044,789
Unrestricted	10,035,597
Decrease in net position	<u>(4,984,278)</u>
Total net position	<u>100,367,339</u>
Total	\$ 179,907,052

Victor Valley Wastewater Reclamation Authority
Revenues and Expenses
Operations and Maintenance
For the Quarter Ended March 31, 2025

	Quarter Actual January - March	YTD Actual FY 24-25	Approved Budget FY 24-25
REVENUES			
User Charges	\$ 6,715,926	\$ 18,786,977	\$ 24,196,363
Sludge Flow Charge	44,740	134,566	144,000
High Strength Waste Surcharges	2,373	7,017	12,000
Post Consumer Food Waste Revenue	-	-	-
Septage Receiving Facility Charges	217,241	633,300	960,000
Reclaimed Water Sales	12,838	46,173	97,703
Potable Well Water Sales	491	1,356	-
Interest	233	716	-
Pretreatment Fees	17,775	42,904	55,150
FOG Revenue	45,983	115,983	120,000
Grant - CalRecycle	-	-	-
Grant - USDA	-	-	-
Lease	32,368	67,957	500,000
Settlement Revenue	-	-	440,000
Sale of Assets, Scrap, & Misc Income	613	8,443	2,220
Total REVENUES	\$ 7,090,581	\$ 19,845,392	\$ 26,527,436
EXPENSES			
Personnel	\$ 1,747,203	\$ 6,155,177	\$ 8,786,293
Maintenance	914,868	3,230,604	5,319,979
Operations	1,374,373	4,408,157	7,034,665
Administrative	599,610	2,166,031	3,556,736
Contingency	126,227	247,097	-
Total EXPENSES	\$ 4,762,281	\$ 16,207,066	\$ 24,697,673
Revenues over Expenses before Depreciation, Debt Service and Transfers	\$ 2,328,300	\$ 3,638,326	\$ 1,829,763
Depreciation Expense	2,897,303	8,709,752	-
Lease Payments	-	103,357	-
DEBT SERVICE			
SRF Principal	-	-	2,198,201
SRF Interest	-	359,379	551,537
	\$ -	\$ 359,379	\$ 2,749,738
FUND TRANSFERS IN			
Salary/Benefits Charge from Capital	-	-	-
Admin Charge from Capital	-	-	-
Total FUND TRANSFERS IN	\$ -	\$ -	\$ -
FUND TRANSFERS OUT			
Transfer to Repairs and Replacements Fund	-	-	-
Inter-fund loan payment to Capital	-	-	-
Total FUND TRANSFERS OUT	\$ -	\$ -	\$ -
Excess Revenues Over Expenses	\$ (569,003)	\$ (5,534,162)	\$ (919,975)

Victor Valley Wastewater Reclamation Authority
Revenues and Expenditures
Capital
For the Quarter Ended March 31, 2025

	January - March	YTD Actual FY 24-25	Approved Budget FY 24-25
REVENUES			
Connection Fees	\$ 221,231	\$ 1,052,501	\$ 1,842,783
Title 16 Grant - Subregional	-	-	-
Grant- Water Recycling	-	-	-
Sale of Assets, Scrap, & Misc Income	-	-	-
Interest	149,362	478,615	62,610
Grant - CalRecycle	143,785	386,909	150,000
Grant - USDA	-	-	-
CEC Microgrid Grant	-	-	-
FMV Adjustment	39,499	52,217	-
Total REVENUES	\$ 553,877	\$ 1,970,242	\$ 2,055,393
CAPITAL EXPENSES			
Personnel	\$ -	-	\$ -
Maintenance	-	-	-
Operations	-	-	-
Administrative	-	(2,054)	-
Construction	293,253	1,216,299	-
Total CAPITAL EXPENSES	\$ 293,253	\$ 1,214,245	\$ -
Revenues over Expenses before Debt Service and Transfers	\$ 260,624	\$ 755,997	\$ 2,055,393
DEBT SERVICE			
SRF Principal	\$ -	-	\$ 1,024,887
SRF Interest	206,112	206,112	270,164
	\$ 206,112	\$ 206,112	\$ 1,295,051
FUND TRANSFERS IN			
Capital Recovery - Septage from O&M	\$ -	-	\$ -
Interfund Loan Payment from O&M	-	-	-
Total FUND TRANSFERS IN	\$ -	\$ -	\$ -
FUND TRANSFERS OUT			
Salary/Benefits Charge to O & M	\$ -	-	\$ -
Admin Charge to O & M	-	-	-
Total FUND TRANSFERS OUT	\$ -	\$ -	\$ -
Excess Revenues Over Expenses	\$ 54,512	\$ 549,885	\$ 760,342

Accrual Basis

Victor Valley Wastewater Reclamation Authority
Statements of Cash Flows
For the Quarter Ended March 31, 2025

		<u>2025</u>
Cash flows from operating activities:		
Cash receipts from customers	\$	9,116,466
Cash paid to employees for salaries and wages		(1,743,781)
Cash paid to vendors and suppliers for materials and services		<u>(6,454,027)</u>
Net cash provided by operating activities		<u>918,658</u>
Cash flows from capital and related financing activities:		
Acquisition and construction of capital assets		-
Payments for flood damage		-
Proceeds from connection fees		175,024
Proceeds from grant funding		71,306
Proceeds from loans		-
Principal and Interest paid for long-term debt		<u>-</u>
Net cash provided by (used in) capital and related financing activities		<u>246,330</u>
Cash flows from investing activities:		
Proceeds from sale of investments		-
LAIF FMV Adjustment		18,679
Investment earnings		<u>162,315</u>
Net cash provided by investing activities		<u>180,994</u>
Net increase in cash and cash equivalents		1,345,982
Cash and cash equivalents, beginning of quarter		<u>16,520,119</u>
Cash and cash equivalents, end of quarter	\$	<u><u>17,866,102</u></u>
Reconciliation of cash and cash equivalents to the statements of net position:		
Cash and cash equivalents	\$	<u>17,866,102</u>
Total cash and cash equivalents	\$	<u><u>17,866,102</u></u>

VICTOR VALLEY WASTEWATER RECLAMATION AUTHORITY
SRF LOAN SUMMARY
 March 31, 2025

Existing Phase IIIA Regulatory Upgrades	Existing UN Replacement Project	Existing Nanticoke Pump Station Bypass	Existing Apple Valley Sub-Regional	Existing Hesperia Sub-Regional	Total Agreed SRF Loans
5376	7805	7833	4806	4807	

SRF LOAN #

Original Amount Financed
 SRF Interest Rate (fixed)
 Local Match Amount
 Principal Forgiveness
 SRF Amount Borrowed
 Annual Payment Amount
 Annual Payment Due Date
 Loan Term (years)
 Years remaining

\$ 18,581,561.00	\$ 4,286,380.00	\$ 4,495,212.79	\$ 26,455,228.84	\$ 37,758,384.81	\$ 91,576,767.44
2.70%	1.90%	1.90%	1.00%	1.00%	Varies
-	-	-	-	-	-
3,000,000.00	n/a	n/a	n/a	n/a	3,000,000.00
15,717,667.66	4,286,380.00	4,495,212.79	26,455,228.84	37,758,384.81	88,712,874.10
1,027,609.73	257,745.38	271,632.70	1,024,950.85	1,462,850.30	4,044,788.96
June 30	December 31	June 30	February 28	February 28	Varies
20	20	20	30	30	Varies
8	8	13	23	23	Varies

DEBT SERVICE

Loan Outstanding Balance
 Principal Paid to Date
 Interest Paid to Date
 First Payment Date
 Final Payment Date
 Effective interest rate

7,305,670.26	1,726,507.37	3,103,005.43	20,966,210.76	29,804,463.60	62,905,857.42
8,411,997.40	2,559,872.63	1,392,207.36	5,489,018.08	7,953,921.21	25,807,016.68
3,861,544.23	453,644.71	509,221.54	1,685,638.02	2,286,030.59	8,796,079.09
June 30, 2013	Dec. 31, 2016	Jun 30, 2018	February 28 2019	February 28 2019	Varies
June 30, 2032	Dec. 31, 2032	Jun. 30, 2037	February 28, 2048	February 28, 2048	Varies
2.700%	1.900%	1.900%	1.00%	1.00%	Varies

* An imputed interest rate is 1.707% per annum.

Victor Valley Wastewater Reclamation Authority



Operations and Maintenance Report

1st Quarter 2025

**Victor Valley Wastewater Reclamation Authority
Operations and Maintenance Report**

TO: Board of Commissioners

FROM: Kody Tompkins- Director of O&M

SUBJECT: Operations & Maintenance Report

DATE: Apr 21st, 2025

The following information details the operation of the Victor Valley Wastewater Reclamation Authority for the fourth quarter of 2024. Included in this report is pertinent information regarding flows, process control information, process sampling, permit requirements, operations activities, and facility maintenance activities.

Pertinent Flow / Receiving Data

Month	Jan	Feb	Mar	Quarterly Total
Total Flow Influent Flow	375.89 MG	329.05 MG	370.54 MG	1075.48 MG
Total Flow to Mojave	278.30 MG	243.58 MG	241.02 MG	762.90 MG
Total Flow to Perc Ponds	102.71 MG	99.29 MG	155.04 MG	357.04 MG
Total 3W Flow to American Organics	0.5 MG	0.61 MG	1.15 MG	2.26 MG
Total 3W Flow to Victorville	0.0 MG	0.0 MG	0.0 MG	0.0 MG
Total Hesperia Influent Flow	13.37 MG	11.04 MG	13.71 MG	38.12 MG
Total 3W Flow to Hesperia	10.76 MG	8.34 MG	11.19 MG	30.29 MG
Total Apple Valley Influent Flow	8.98 MG	8.39 MG	8.99 MG	26.36 MG
Total 3W Flow to Apple Valley	0.0 MG	0.0 MG	0.0 MG	0.0 MG
Total Septage Received	0.59 MG	0.4 MG	0.68 MG	1.81 MG
Total ADM/FOG Received	1.91 MG	1.66 MG	2.13 MG	5.69 MG
Total Digester Gas Production	21.5 MSCF	20.0 MSCF	25.9 MSCF	67.3 MSCF

Work Order Activity

KPI	Count				Percent			
	Jan	Feb	Mar	Total	Jan	Feb	Mar	Total
Planned Work Total	200	165	240	605				
Planned Work Completed	200	162	225	587	100%	98%	95%	97%
Planned Work Completed On-Time	164	131	155	450	82%	80%	66%	74%
Planned Work Incomplete	0	3	15	18	0%	1%	5%	2%
Planned Work Completed Late	30	26	51	97	15%	15%	20%	15%
Reactive Work Completed	86	116	73	275	25%	36%	23%	27%
PM Work Completed	221	189	224	634	66%	60%	70%	65%
Total Work Completed	335	325	324	984				

VVWRA RWWTP Activities

- **Permit Continuous Monitoring Requirements**
 - Permit required monitoring equipment was on-line and working properly.
 - PH and conductivity probes cleaned and calibrated.
 - TSS and Turbidity probes were cleaned and calibrated.
 - UVT probe cleaned and calibrated.
 - Intensity probe verifications completed monthly.
- **Permit Violations**
 - There were a couple permit violations.
- **Sampling**
 - All permit required samples were collected and processed.
- **Safety**
 - Vehicle safety inspections completed monthly.
 - Gas Monitor inspections completed monthly.
 - Eyewash safety showers inspected monthly.
 - SCBA inspections completed monthly.
 - Hazardous storage area inspection completed.
 - Spill kit inspections completed.
- **Backup Generator Tests**
 - Routine testing of the backup generators completed monthly.
- **Essential Equipment Maintenance**
 - Aqua guard pre-treatment screen inspected and serviced, as necessary.
 - Headwork's conveyor belt lubed and inspected.
 - Grit classifier PMs completed.
 - Monthly daft lube PMs completed.
 - Primary clarifier shear pins replaced as needed.
 - Primary sludge pump PMs completed.
 - Pillar blower inspections completed.
 - Service air compressors inspected and serviced, as necessary.
 - Waukesha engine inspections completed.
 - Turblex blowers inspected and serviced, as necessary.
 - Monthly tertiary filters platform PMs completed.
 - Monthly tertiary filter cleaning PMs completed.
 - Monthly tertiary filter festoon inspections completed.
 - UV System cleaning PMs completed.
 - DAFT Air Compressor PMs completed.
 - DAFT monthly PMs completed.
 - Monthly UREA refills on CHPs completed.
 - CHP exhaust differential pressure readings taken.
 - CHP gas differential pressure readings taken.

Operations Activities

- **BNR Process**
 - Maintained permit compliance throughout BNR process.
- **ADM/FOG Receiving**
 - Receiving 90 trucks on average weekly.
- **CoDigestion**
 - Four digesters are online and operating.
- **UV Disinfection**
 - UV channels cleaned each month.

Maintenance Activities

- **Process Equipment**
 - 2G CHP service performed.
 - Bar screens serviced.
 - Grit pumps serviced.
 - Headworks conveyors serviced.
 - Waukesha's serviced.
 - Plant backup generators annual service
- **Vactor Cleaning**
 - Septage Receiving Grit Chamber.
 - Septage EQ basin.
 - Storm Drains.
 - Digester 4 & 5 supernate lines jetted.
 - Decant structure lines jetted.
- **Pump services / Replacement.**
 - Percolation pond pumps serviced
 - Service water pumps serviced.
 - Grit pump #2 replaced.
 - Daft #1 TWAS pump replaced.

VVWRA Apple Valley WRP Activities

- **Permit Continuous Monitoring Requirements**
 - Permit required monitoring equipment was on-line and working properly.
 - PH probes cleaned and calibrated.
 - Turbidity analyzers were cleaned and calibrated.
 - UVT probe cleaned and calibrated.
 - Intensity probe verifications completed monthly.

- **Permit Violations**
 - No permit violations.
- **Sampling**
 - All permit required samples were collected and processed.
- **Safety**
 - Gas Monitor inspections completed monthly.
 - Eyewash safety showers inspected monthly.
 - Spill kit inspections completed.
- **Backup Generator Tests**
 - Routine testing of the backup generators completed monthly.
- **Essential Equipment Maintenance**
 - Fine screens inspected and serviced, as necessary.
 - Aerzen process blower inspections completed and serviced, as necessary.
 - Aerzen MBR blower inspections completed and serviced, as necessary.
 - UV System cleaning PMs completed.
 - MBR system PMs completed, as necessary.

Operations Activities

- **MBR Basins**
 - Weekly maintenance cleans performed per manufacturer's recommendation.

Maintenance Activities

- **Otoe Lift Station**
 - Regular PM's performed.
 - De-ragged both Hidrostal pumps.
 - Wet well cleaning performed
- **PMs / Inspections**
 - Inspection and maintenance of MCCs, and PLC cabinets completed.
 - Mechanical equipment PMs and inspections completed.
- **Services / Repair**
 - Regular PM's performed.
 - Wizard blowers serviced.
 - Wet well cleaning.

VVWRA Hesperia WRP Activities

- **Permit Continuous Monitoring Requirements**
 - Permit required monitoring equipment was on-line and working properly.
 - PH probes cleaned and calibrated.
 - Turbidity analyzers were cleaned and calibrated.
 - UVT probe cleaned and calibrated.
 - Intensity probe verifications completed monthly.
- **Permit Violations**
 - No permit violations.
- **Sampling**
 - All permit required samples were collected and processed.
- **Safety**
 - Gas Monitor inspections completed monthly.
 - Eyewash safety showers inspected monthly.
 - Spill kit inspections completed.
- **Backup Generator Tests**
 - Routine testing of the backup generators completed monthly.
- **Essential Equipment Maintenance**
 - Fine screens inspected and serviced, as necessary.
 - Aerzen process blower inspections completed and serviced, as necessary.
 - Aerzen MBR blower inspections completed and serviced, as necessary.
 - UV System cleaning PMs completed.
 - MBR system PMs completed, as necessary.

Operations Activities

- **MBR Basins**
 - Weekly maintenance cleans performed per manufacturer's recommendation.
- **Recycled Water Operations**
 - Continued sending water to offsite tank.
- **UV Disinfection**
 - Acid cleans performed.

Maintenance Activities

- **Hesperia Lift station**
 - Wizard blowers serviced.
 - Wet well cleaning.
- **PMs / Inspections**
 - Inspections and maintenance of MCCs, and PLC cabinets completed.
 - Mechanical equipment PMs and inspections completed.

- **Services / Repairs**
 - Regular PM's performed
 - Permeate pumps serviced.

Victor Valley Wastewater Reclamation Authority



Environmental Compliance Department Report

January-March 2025

VWRA Environmental Compliance Department
Industrial Pretreatment Program

I. Interceptors Operation and Maintenance:

1. Interceptor's cleaning & CCTV:

SAVI MH69-Grit Chamber, Adelanto MH13-MH1, Oro Grande MH10-MH6, Hesperia MH36-MH11

2. Interceptors Inspections:

The following interceptors were visually inspected for signs of damage, vandalism, and evidence of sanitary sewer overflows:

- ✓ South Apple Valley & North Apple Valley.
- ✓ Schedule 1, 2, 3 & 4
- ✓ UNE Bypass HDPE pipe
- ✓ Hesperia, I Ave and Santa Fe.
- ✓ CSA 64
- ✓ Adelanto
- ✓ SCLA1

3. Damage and repair summary:

- ✓ None

4. Sanitary sewer overflows (SSO) Summary:

- ✓ Date of last reportable SSO: August 20th, 2023

5. Interceptors' maintenance budget remaining:

- ✓ The fiscal year 2024-2025 Interceptor sewer maintenance amount remaining for sewer cleaning and inspection services is \$51,000.00.

6. Dig Alert Underground tickets processed:

- ✓ A total of Two Hundred Fifty-Eight (258) USA Tickets were received and processed.

7. Flow monitoring Studies:

- ✓ A flow monitoring study by ADS Environmental is continuing.

II. Industrial pretreatment Activities:

1. **New Business Questionnaires and permits applications evaluated:**
 - ✓ Fourteen (46) New Business Questionnaires were processed in Quarter 1 of 2025.
 - ✓ Six (6) New Business Inspections were conducted in Quarter 1 of 2025.
2. **New permits issued:**
 - ✓ Zero (0) New permits were issued in Quarter 1 of 2025.
3. **Permit renewals issued:**
 - ✓ Two (2) permit renewals were issued in Quarter 1 of 2025.
4. **Work Orders:**
 - ✓ 112 Work Orders were completed in Quarter 1 of 2025.
5. **Monthly revenues collected and invoices issued:**
 - ✓ Revenues: \$350.00
 - ✓ Invoiced: \$9,450.00

III. Industrial Pretreatment Activities (continued)

1. Current enforcement actions:

- ✓ Zero (0) Notices of Violations was issued during Quarter 1 2025.

2. Current active industrial pretreatment permits:

- ✓ The current number of VVWRA's industrial wastewater discharge permits is 90; they are comprised as follows:

1	Class I	Categorical Industrial User
11	Class II	Non-Categorical Significant Industrial User
59	Class III	Non-Significant Industrial User
2	Class IV	Zero Discharge Industrial User
11	Class V	Sanitary Waste Haulers

- ✓ The permitted establishments include:

14	Automotive Service Facility
1	Brewery/Winery
22	Car Wash/Truck Wash/Bus Wash
7	Dry Cleaner
2	Grocery Store
3	Hospital
3	Misc. Industrial
1	Photographic
1	Print Shop
1	Prison
1	School/Church
3	Water Retail Store
11	Waste Haulers

- ✓ Permitted businesses are distributed among member entities as follows: 30 in Victorville, 12 in Apple Valley and 17 in Hesperia.

Victor Valley Wastewater Reclamation Authority



Environmental Compliance Department

Septage/FOG/ADM Quarterly Report

January-March 2024

1. Septage/FOG/ADM receiving invoices and payments monthly report:

Payments and Invoices period: January 1st thru March 31st – Septage rate per Gallon: \$ 0.12
 FOG rate per Gallon: \$ 0.12

Receiving invoices

ID No	Septage/FOG/ADM Hauler	Total Gallons	Invoice Amount
ABS000	Absolute Pumping	74,684	\$8,962.08
ALP000	Alpha Omega Septic Service	105,915	\$12,709.80
BUR000	Burns Septic	389,359	\$46,723.08
CIS000	Cisneros Bros Plumbing	196,780	\$23,613.60
HIT000	Hitt Plumbing	27,480	\$3,297.60
HON001	Honest Johns Septic Service, Inc	328,973	\$39,476.76
INL000	Inland Pro Plumbing	2,500	\$300.00
ROT001	T.R. Stewart Corp. dba Roto-Rooter	363,256	\$43,590.72
SEP005	Septic Control	126,600	\$15,192.00
USA000	USA Septic	194,800	\$23,376.00
	Totals	1,810,347	\$217,241.64
ALP002	Alpha Omega Septic Service	343,841	\$41,260.92
HIT001	Hitt Plumbing	30,915	\$4,722.00
	Totals		\$45,982.92

Septage/FOG/ADM receiving payments:

ID No	Business Name	Payments Received
ABS000	Absolute Pumping	\$6,162.00
ALP000	Alpha Omega Septic Service	\$13,667.04
BUR000	Burns Septic	\$55,363.08
CIS000	Cisneros Bros Plumbing	\$24,824.40
HIT000	Hitt Plumbing	\$2,885.40
HON001	Honest Johns Septic Service, Inc	\$34,968.96
INL000	Inland Pro Plumbing	\$0.00
ROT001	T.R. Stewart Corp. dba Roto Rooter	\$38,165.16
SEP005	Septic Control	\$17,271.36
USA000	USA Septic	\$11,424.00
ALP000	Alpha Omega Septic Service	\$36,376.32
HIT001	Hitt Plumbing	\$824.40
Grand Total		\$241,932.12

Safety & Communications Report



1st Quarter 2025



Safety

STAFF SAFETY TAILGATE TRAINING CONDUCTED

- Hierarchy of controls 1-8-25
- Reporting serious injuries 1-15-25
- Slips, trips and falls 1-22-25



- Lifting rules 2-4-25
- What is an AED? 2-12-25
- Importance of PPE 2-18-25
- Confined space tasks 2-25-25



- Struck by dangers 3-5-25
- Driving in the rain 3-12-25
- BBP 3-19-25
- Slips, trips and falls 3-26-25





Safety

Safety Events/ Training

- Safety tailgates
- Daily, weekly and monthly plant inspections
- In-person scissor lift training
- Monthly safety committee meetings
- Plant tours for City of Las Vegas, Quail Valley Middle School and University Prep

Unsafe Conditions Reported/Resolved

Date of last recordable lost time accident/injury: April 30th, 2024

Days since last recordable accident/injury:

335 Days as of 3/31/25



Safety

NEXT QUARTER'S SCHEDULE OF STAFF TRAINING/SAFETY EVENTS :

- Safety Tailgates will be conducted weekly
- Safety Committee meeting
- Online and in-person training- multiple
- Earth Day at VWRA

Outreach

- Booth at Pathways to Success event at SB Co. Fairgrounds
- Booth at Apple Valley HS career day
- Booth at Oak Hills HS career day
- Mojave Water Agency Water Summit
- Spoke to students at Serrano HS about VWRA's mission
- Spring edition of Purple Pipe prepared for April release
- Organized CWEA DAMS Collections Day in Apple Valley
- Quail Valley Middle School and University Prep plant tours

